

A diagram of a medium feather flag template. It features a large white rectangular area representing the flag, which is bordered on the left and bottom by a thick blue line. A dashed black line follows the top and right edges of the white area, indicating the cut line. The top-left corner of the white area is rounded. The background is a light gray.

Medium Feather Flag

2860mm x 690mm

2860mm x 690mm Finished Size
2910mm x 740mm With Bleed



Bleed Area

You will need to extend your design to fill the bleed area. This area will be trimmed to make sure you don't have any unwanted white lines.



Cut Line

This is where we aim to cut your design to the finished size. Any part of your design placed outside this area will be cut off.



Safe Zone


The safety zone is 30mm inside of the cut line. Make sure all important information is kept away from this area. Anything in this area risks being when cut off.


The diagram shows a vertical rectangular template for a medium feather flag. It features a large white central area. This area is enclosed by a thick blue border, which represents the 'Bleed Area'. A dashed black line follows the outer edge of the white area, representing the 'Cut Line'. The top corners of the white area are rounded. The entire template is set against a light gray background.


Medium Feather Flag

2860mm x 690mm

2860mm x 690mm Finished Size
2910mm x 740mm With Bleed

- 

Bleed Area
You will need to extend your design to fill the bleed area. This area will be trimmed to make sure you don't have any unwanted white lines.
- 

Cut Line
This is where we aim to cut your design to the finished size. Any part of your design placed outside this area will be cut off.
- 

Safe Zone
The safety zone is 30mm inside of the cut line. Make sure all important information is kept away from this area. Anything in this area risks being when cut off.